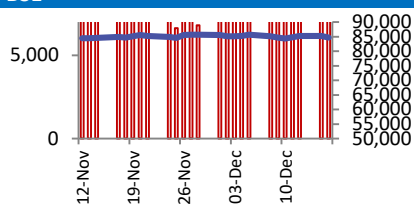
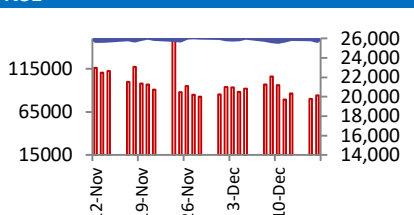


BSE	NSE																												
 <table> <tr><td>Open</td><td>84518</td></tr> <tr><td>High</td><td>84780</td></tr> <tr><td>Low</td><td>84238</td></tr> <tr><td>Close</td><td>84482</td></tr> <tr><td>Change</td><td>-78</td></tr> <tr><td>Volume (Lacs)</td><td>7724</td></tr> <tr><td>Turnover (Rs.inCr)</td><td>8247</td></tr> </table>	Open	84518	High	84780	Low	84238	Close	84482	Change	-78	Volume (Lacs)	7724	Turnover (Rs.inCr)	8247	 <table> <tr><td>Open</td><td>25765</td></tr> <tr><td>High</td><td>25902</td></tr> <tr><td>Low</td><td>25726</td></tr> <tr><td>Close</td><td>25816</td></tr> <tr><td>Change</td><td>-3</td></tr> <tr><td>Volume(Lacs)</td><td>43798</td></tr> <tr><td>Turnover(Rs.in Cr)</td><td>87865</td></tr> </table>	Open	25765	High	25902	Low	25726	Close	25816	Change	-3	Volume(Lacs)	43798	Turnover(Rs.in Cr)	87865
Open	84518																												
High	84780																												
Low	84238																												
Close	84482																												
Change	-78																												
Volume (Lacs)	7724																												
Turnover (Rs.inCr)	8247																												
Open	25765																												
High	25902																												
Low	25726																												
Close	25816																												
Change	-3																												
Volume(Lacs)	43798																												
Turnover(Rs.in Cr)	87865																												

World Markets	Current	Previous	Pt. Chg	Var(%)
Dow	47952	47886	66	0.14%
Dow Futures	48230	48321	(91)	-0.19%
Nasdaq	23006	22693	313	1.38%
FTSE	9838	9774	63	0.65%
Nikkei	49569	49002	567	1.16%
Hang Seng	25579	25498	81	0.32%
Gift Nifty	25952	25878	74	0.29%
Straits Singapore	4573	4571	2	0.05%
South Korea	4013	3995	19	0.46%
Taiwan	27762	27469	294	1.07%
Shanghai	3895	3876	18	0.47%

Commodity Prices	Current	Previous	Pt. Chg	Var(%)
Copper (\$/MT)	11778	11737	41	0.3%
Alumin (\$/MT)	2916	2906	11	0.4%
Zinc (\$/MT)	3064	3074	(10)	-0.3%
Brent Crude (\$/bbl)	60	60	(0)	-0.3%
Gold (\$/Ounce)	4315	4333	(18)	-0.4%
Silver (\$/Ounce)	65	65	(1)	-1.2%
Light Crude (\$/bbl)	56	56	(0)	-0.3%
N G (\$/mmbtu)	4	4	0	0.5%
Sugar (\$/MT)	416	422	(6)	-1.5%
Rubber (Rs./kg)	183	183	0	0.0%
Baltic Dry Index	2071	2121	(50)	-2.4%

Currency Exchange Rate	Current	Previous	Var(%)
Rs./ \$ rate	90.26	90.37	-0.13%
Rs./ Euro	105.80	105.89	-0.09%
Rs./Chinese Yuan	12.82	12.82	0.01%
Yen / \$ rate	155.87	155.55	0.21%
\$ US/Euro	1.17	1.17	0.00%

Dollar Index	Current	Previous	Var(%)
Dollar Index	98.47	98.43	0.04%

Support/ Resistance Levels for Today		
	Nifty	Bank Nifty Fut
Support 1	25800	58870
Support 2	25700	58660
Resistance	26000	59330

Securities in Ban For Trade	
SAMMAANCAP	

Market Review

US: US major indexes finished higher on Thursday after softer-than-expected US inflation strengthened hopes of upcoming Federal Reserve interest-rate cuts, while a strong outlook from chipmaker Micron boosted optimism around AI-driven demand.

Asia: Asian equities advanced on Friday as cooling US inflation data strengthened expectations of Federal Reserve rate cuts and easing tech concerns lifted sentiment on Wall Street.

India: Indian equity benchmarks struggled for direction on Thursday before closing lower for a fourth straight session, as lack of fresh triggers kept investors cautious, while gains in information technology stocks capped broader market losses.

Market is expected to open on a positive note and likely to witness positive move during the day.

Global economy: The Bank of Japan is set to raise interest rates on Friday to a three-decade high and signal its readiness for further hikes beyond next year, underscoring its conviction that sustained wage gains will keep inflation around its 2% target. While a hike still keeps its policy rate low by global standards, it would be another landmark step in Governor Kazuo Ueda's efforts to normalise monetary policy in a country long accustomed to unconventional easing and near-zero rates.

After celebrating Donald Trump's second presidential term by swilling cocktails and partying to Snoop Dogg at a pre-inauguration event in January, the crypto industry went on to notch major legislative and regulatory victories this year.

The Bank of Mexico lowered its benchmark interest rate by 25bps on Thursday, signaling confidence that inflation is still on track to return to target by late next year despite an increase in near-term inflation risks. The reduction, which was widely expected by analysts, brings the rate to 7.00%, its lowest level since Apr'22.

Commodities:

Oil prices fell in early trading on Friday and were set to close lower for a second straight week, as rising prospects of a Russia-Ukraine peace deal offset concerns over supply disruptions from a blockade of Venezuelan oil tankers.

Gold fell on Friday on lower-than-expected U.S. inflation figures, reducing bullion's appeal as a hedge against inflation, while a firmer dollar also put pressure on prices.

Currency:

The yen was pinned near recent lows on Friday while traders waited to see whether the Bank of Japan can convince the market it can keep hiking interest rates into next year, while the euro slipped a bit after the central bank didn't hint at rate hikes.

FII Derivative Transactions (Rs. Cr)

Contracts	Purchase		Sell		Net	Open Interest (OI)		OI (Previous day)		Change	
	Contract	Value	Contract	Value	Value	Contract	Value	Contract	Value	Contract	Value
Index Future	10610	2083	11442	2212	(129)	197780	38136	196774	37979	1006	157
Index Option	5160103	1003495	5168507	1005579	(2084)	2171585	419141	2068803	400036	102782	19105
Stock Future	393607	26775	362542	24521	2254	5994212	401266	5934387	396604	59825	4662
Stock Option	505043	35264	510335	35544	(280)	580723	39379	562667	38060	18056	1319
Total	6069363	1067617	6052826	1067856	(239)	8944300	897922	8762631	872679	181669	25243

FII All Activity-BBG (Rs Cr)	Buy	Sell	Net
11-Dec-25	7984	9835	(1851)
12-Dec-25	12346	12211	135
15-Dec-25	10614	10035	579
16-Dec-25	11580	13005	(1425)
17-Dec-25	13592	11934	1658
Month to date- Dec	163888	177408	(13519)
FII (Prov.) (Rs Cr)	Buy	Sell	Net
12-Dec-25	10980	12094	(1114)
15-Dec-25	8610	10078	(1468)
16-Dec-25	10465	12846	(2382)
17-Dec-25	12802	11630	1172
18-Dec-25	11442	10847	596
Month to date-Dec	157943	179631	(21688)
DII (Prov.) (Rs. Cr)	Buy	Sell	Net
12-Dec-25	15617	11748	3869
15-Dec-25	11749	9957	1792
16-Dec-25	12489	11412	1077
17-Dec-25	10753	9984	769
18-Dec-25	12376	9675	2700
Month to date-Dec	205326	159017	46309
FII Debt - BBG (Rs. Cr)	Buy	Sell	Net
11-Dec-25	3391	4673	(1281)
12-Dec-25	1597	1781	(183)
15-Dec-25	899	2108	(1209)
16-Dec-25	4579	3781	798
17-Dec-25	1647	1966	(319)
Month to date- Dec	27035	36014	(8979)

Market Breadth	BSE		NSE	
	No.	%	No.	%
Advance	1564	36%	1300	39%
Decline	2601	60%	1934	58%
Unchanged	180	4%	91	3%

Market Turnover	18-Dec	17-Dec	Var (%)
BSE Cash	8247	6902	19%
NSE Cash	87865	85180	3%
NSE Futures	108886	83562	30%
NSE Options	12125892	10260948	18%
Total (Rs.Cr)	12330891	10436592	18%

Volatility Index	18-Dec	17-Dec
Volatility Index	9.71	9.84

Index PE - TTM	18-Dec	Yr. High	Yr. Low
Sensex	23.1	24.1	20.3
Nifty	22.5	23.0	19.6

Corporate News

Ola Electric confirms that the promoter completed the one-time, limited monetisation of a portion of his personal shareholding. The transaction was undertaken solely to repay a promoter-level loan of approximately Rs 260 crore fully and to release all 3.93% shares previously pledged, thereby eliminating all promoter pledges. Following the transaction, the promoter group continues to hold over 34.5% in Ola Electric. (NDTV)

HCL Technologies company has signed an agreement to purchase the Telco Solutions business from Hewlett Packard Enterprise for \$160 mn, further strengthening its market-leading position in the telecom industry. (MC)

Bharat Petroleum Corporation has approved the formation of a JV with Coal India for setting up a coal gasification project at Western Coalfields, Maharashtra. BPCL will hold 49%, while Coal India will hold 51% in the JV. (MC)

Economy

Parliament has passed the VB-G RAM G Bill. This new law replaces the MGNREGA. It offers 125 days of guaranteed rural wage employment per household. Wages will be paid weekly or within 15 days of work completion. The government aims for better accountability and income security in rural areas. This initiative aligns with the Viksit Bharat 2047 vision. (ET)

India and Oman have signed a new trade agreement. This pact grants duty-free access to Oman for Indian agricultural and processed food products. Items like honey, cashews, and meat will benefit. Indian consumers will also see cheaper dates from Oman. This agreement is expected to significantly boost India's exports to Oman. (ET)

International

The U.S. government has launched an inter-agency review that could lead to the first approval of advanced Nvidia AI chip (H200) sales to China, fulfilling President Donald Trump's recent pledge to permit such exports with a government fee. The Commerce Department has circulated Nvidia's export license applications to the State, Defense and Energy Departments for review, with each agency having 30 days to weigh in before Trump makes a final decision. (Inv)

ByteDance has agreed to sell a majority stake in TikTok's U.S. business to an American investor consortium, aiming to resolve U.S. national security concerns and allow the app to continue operating in the country. The deal, involving investors such as Oracle and Silver Lake, would reduce ByteDance's ownership to below 20% and is expected to close by early 2026, subject to regulatory approvals. (Inv)

Top 5 Nifty Gainers	18-Dec	17-Dec	Var(%)
INDIGO	5116	4981	2.7%
TCS	3281	3218	2.0%
MAXHEALTH	1049	1031	1.7%
TECHM	1606	1579	1.7%
INFY	1627	1602	1.5%
Top 5 Nifty Losers	18-Dec	17-Dec	Var(%)
SUNPHARMA	1746	1793	-2.6%
TATASTEEL	168	170	-1.3%
POWERGRID	258	261	-1.2%
ASIANPAINT	2760	2786	-0.9%
NTPC	319	321	-0.9%

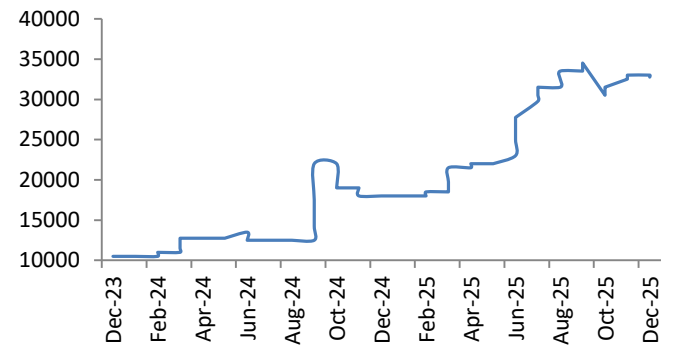
BSE Index Watch	Last	1 day	1 wk	1 mth	1 yr
SENSEX	84482	-0.1%	-0.4%	-0.8%	6.6%
MIDCAP	45968	0.0%	0.0%	-2.9%	-3.0%
SMLCAP	50172	-0.3%	-0.8%	-4.9%	-10.9%
AUTO	60782	-0.5%	-1.2%	-0.6%	16.2%
BANKEX	65977	0.0%	-0.7%	-0.8%	12.3%
Capital Goods	65452	-0.8%	-1.2%	-7.0%	-7.4%
FMCG	20009	-0.1%	-0.1%	-1.8%	-2.8%
Health Care	43453	-0.2%	-1.2%	-2.7%	-2.6%
IT	37264	1.1%	1.2%	3.2%	-16.7%
METAL	34819	0.2%	2.4%	1.2%	15.5%
Oil & Gas	27718	-0.8%	0.3%	-3.5%	6.0%
Power	6373	-1.0%	-1.2%	-5.1%	-12.9%
Realty	6757	0.3%	-0.4%	-5.8%	-21.5%

Margin Trading Disclosure (Rs. In Cr)	Last	1 day	1 wk	1 mth	3 mth
Op. Scripwise Outstanding	112120	1%	1%	1%	17%
Fresh Exposure	2739	-6%	1%	-34%	-63%
Exposure liquidated	2317	17%	9%	-51%	-67%
Closing Net scripwise outstanding	112542	0%	0%	2%	17%

NSE USD Futures	18-Dec	17-Dec	Var (%)
Dec Expiry (Rs./\$)	89.08	89.08	0.0%
Jan Expiry (Rs./\$)	89.13	89.13	0.0%
Total Turnover (Rs. Crore)	1718	8819	-81%

Sectors	TTM PE
Auto	32.18
Auto Ancillary	42.35
Banking	14.99
Engineering	37.79
Cement	63.15
Diamonds & Jewellery	47.13
Housing Finance	23.61
Infrastructure & Const	28.1
Metals-Aluminium	27.38
Metal – Steel	17.77
Oil Expl.	9.05
Pharma	10.86
Power – Gen. Supp.	39.81
Information Tech.	29.3
Sugar	17.55
Telecom Serv. Prov.	38.71
Tyres	34.03

Copra Prices (INR/quintal) (Source:BBG)



10 year G-Sec Yield	Current	Previous	Change
US	4.13%	4.12%	1 bps
Japan	1.98%	1.97%	1 bps
India	6.57%	6.60%	(3) bps
UK	4.48%	4.48%	1 bps
Libor 3 Mths	4.85%	4.85%	(0) bps

Indian Eco Data	Current	Previous	Var(%)
Forex Reserve (US\$ in bn)	602	687	-12.4%
Inflation - WPI	-0.32%	-1.21%	89 bps
Inflation - CPI	0.71%	0.25%	46 bps

India GDP	Q3FY25	Q2FY25	Var (%)
Growth	8.23%	7.81%	42 bps

Monetary Policy	Current	Previous	Change
Repo Rate	5.25%	5.50%	(25) bps
Reverse Repo Rate	3.35%	3.35%	0 bps
CRR	3.00%	3.75%	(75) bps
O/S Banking System Liquidity (Rs bn)	-608	-569	(39.4)

IIP Growth %	Oct-25	Oct-24	Apr-Oct
IIP	0.4	3.7	3.4
Capital Goods	2.4	2.9	4.8
Mining	1.8	4.4	4.3
Manufacturing	-6.9	2.0	1.0
Electricity	-1.8	0.9	-0.7

ADR Price Movement

Company	Price (US\$)	Volume	Previous Day Price	Volume	Variance (%)	No. of Share Per ADR	ADR Price (Rs.)	BSE Price	Variance (%)
Infosys Tech	19.18	29526532	18.22	15974891	5.27%	1	1731.09	1626.80	6.4%
Wipro	2.86	7493673	2.85	7767685	0.35%	1	258.13	263.85	-2.2%
Dr.Reddy's	13.94	2011478	13.93	883211	0.07%	1	1258.15	1280.00	-1.7%
ICICI Bank	29.69	9841303	29.64	6875135	0.17%	2	1339.84	1356.80	-1.3%
HDFC Bank	35.15	2397157	35.13	3244348	0.06%	3	1057.49	979.70	7.9%

GDR's (US\$)

	Prices	Prev. Close	Change	Var %
L&T	44.70	44.95	(0.3)	-0.6%
RIL	68.90	68.00	0.9	1.3%
SBI	108.80	107.40	1.4	1.3%

US Economy Data	Current	Previous
Inflation (%) (YoY)	2.70%	3.00%
Unemployment (%)	4.60%	4.40%

Interest Rate (%)	Current	Previous
Fed Rate	3.75%	4.00%

US GDP	Q2CY25	Q1CY25
Growth (QoQ Annualized)	3.80%	-0.60%

China Economy Data	Current	Previous
GDP	4.80%	5.20%
Inflation – CPI (%)	0.70%	0.20%

Economic Calendar

	Date
Indian GDP Data	27 Feb
Indian Inflation Data CPI	12 Jan
Indian Inflation Data WPI	14 Jan
Indian Monetary Policy	27 Feb
India's Industrial Production (IIP)	28 Dec
US Inflation Data	To be Announced
US GDP	23 Dec
US Unemployment Data	09 Jan
US Fed Rate	29 Jan
China GDP	To be Announced
China Inflation Data	To be Announced

Event Update

Name	Date	Purpose
ARSS Infrastructure Projects Ltd.	19-Dec-2025	Resolution Plan-Reduction of Capital
Can Fin Homes Ltd.	19-Dec-2025	Interim Dividend
JMJ Fintech Ltd. - (Partly Paid-up Equity Shares (Rights Issue))	19-Dec-2025	First and Final Call of Rs.7.35 (Face Value Rs.7/- + Re.03.5 Premium)
Space Incubiatrics Technologies Ltd.	19-Dec-2025	Stock Split from Rs.10/- to Re.1/-
Knowledge Marine & Engineering Works Ltd.	22-Dec-2025	Stock Split from Rs.10/- to Rs.5/-
Nectar Lifesciences Ltd.	24-Dec-2025	Buy Back of Shares
Nuvama Wealth Management Ltd.	26-Dec-2025	Stock Split from Rs.10/-to Rs.2/-

Bulk Deal As On 18/12/25

BSE

Security Code	Security Name	Client Name	Deal	Quantity	Price
517356	ACIIN	PUJYA GURUWAR TEXTILE INDIA PRIVATE LIMITED	S	1300000	1.29
530705	ANIRIT	GUTTIKONDA VARA LAKSHMI	S	64144	54.11
530705	ANIRIT	NEERAJ SINGHAL	B	32500	54.1
543254	AWHCL	IRAGE BROKING SERVICES LLP	S	145233	503.59
543254	AWHCL	IRAGE BROKING SERVICES LLP	B	91363	504.64
511664	BGIL	BHUVANESHAMDE	B	61428	11.83
539559	DDIL	BHAVISHYA ECOMMERCE PRIVATE LIMITED	S	1085729	7.16
539559	DDIL	BHAVISHYA ECOMMERCE PRIVATE LIMITED	B	397763	7.15
539559	DDIL	NIMIT JAYENDRA SHAH	S	723466	7.16
544332	FABCLEAN	YASH HITESH PATEL	B	182800	311.46
538568	FRUTION	PROGRESSIVE FINLEASE LIMITED	S	26805	39
543520	GLHRL	ANANT WEALTH CONSULTANTS PRIVATE LIMITED	S	155000	21.7
509024	GOLDLEG	BIOGEN PHARMACHEM INDUSTRIES LIMITED	B	223456	12.5
509024	GOLDLEG	GURCHARAN SINGH BAWEJA	S	212500	12.5
532015	GRAVITY	ARUN GUPTA	B	46109	11.83
532015	GRAVITY	MANOJ KUMAR KANDA	S	50000	12.97
544656	HRS	AARTH.AIF GROWTH FUND	S	108000	128.78
544656	HRS	CRAFT EMERGING MARKET FUND PCC- CITADEL CAPITAL FUND	S	145200	126
544656	HRS	DOLLY VISHAL SHAH	B	117600	126
544656	HRS	MANDAKINIBEN PRADYUMANBHAI PATEL	B	288000	126
544656	HRS	MANSI SHARE AND STOCK BROKING PRIVATE LIMITED	B	126000	132.3
544656	HRS	NIRBHAY JAGDISHCHANDRA THAKKAR	B	252000	132.3
544656	HRS	RATHOD DIGVIJAYSINH RAJENDRASINH	B	654000	128.34
544656	HRS	SPRING VENTURES	B	164400	128.67
544656	HRS	VAXFAB ENTERPRISES LIMITED	B	633600	126
544624	KKSILK	RC SPL SHARE BROKING PRIVATE LIMITED	S	141000	16.9
544624	KKSILK	RC SPL SHARE BROKING PRIVATE LIMITED	B	3000	15.56
544624	KKSILK	TWO ROADS TRADING PRIVATE LIMITED	S	120000	17.42
544624	KKSILK	TWO ROADS TRADING PRIVATE LIMITED	B	120000	17.19
544624	KKSILK	X91 CAPITAL FUND	B	198000	17.87
532397	KONNDOR	AMIT DHANISHANKER UPADHYAY	B	37400	18.5
532397	KONNDOR	POURNIMA JAYVANT NICHITE	S	64318	18.5
532397	KONNDOR	VEDIK MULTITRADE PRIVATE LIMITED	B	34976	18.5
544641	KVTOYS	MANSI SHARE AND STOCK BROKING PRIVATE LIMITED	S	45600	308.6
544641	KVTOYS	RAJESH GARG (HUF)	B	33000	306.62
537800	MANGIND	RATHOD MANOJ CHHAGANLAL HUF	S	10000000	0.91
540730	MEHAI	NEO APEX VENTURE LLP	S	8231023	1.48
543400	OMNIPOTENT	SUMANTEKRIWAL	B	40000	4.88
531512	ORIENTTR	AKARSHIKA TRADERS LLP	S	149428	20.18
531512	ORIENTTR	MOONLIGHT MULTITRADE LLP	B	417372	20.18
544657	PAJSON	FINAVENUE GROWTH FUND	B	159600	124
544657	PAJSON	NALINI GARG	B	357600	126.54
544657	PAJSON	PALASH JAIN	B	280800	124.32
544657	PAJSON	PREETI BHAUKA	B	205200	123.7
544657	PAJSON	SUNRISE INVESTMENT OPPORTUNITIES FUND	B	134400	124
544657	PAJSON	VENKATA NAGARAJU PADALA	B	127200	124.01
540703	PROCLB	NIRAJ NIRMAL CHAMARIA	S	53223	29.96
511557	PROFINC	LOVLESH JAIN	B	2000000	8.86
512591	PULSRIN	AMITKUMAR DINESHBHAI PANCHAL	S	1600000	1.64
512591	PULSRIN	BHAVESH DALPATBHAI PANCHAL	S	900000	1.8
512591	PULSRIN	MANJULABEN DINESHKUMAR MALI	S	1500000	1.76
512591	PULSRIN	NEO APEX VENTURE LLP	S	113596	1.66
512591	PULSRIN	NEO APEX VENTURE LLP	B	1350892	1.64
512591	PULSRIN	NILESHKUMAR RAMNIKLAL PANCHAL	S	2800000	1.65

512591	PULSRIN	POOJA TEKRIWAL	B	480000	1.93
512591	PULSRIN	TATAD NAYAN GAUTAMBHAI	S	3948726	1.81
512591	PULSRIN	TATAD NAYAN GAUTAMBHAI	B	7054094	1.71
517500	ROTO	NK SECURITIES RESEARCH PVT. LTD.	S	992420	76.18
517500	ROTO	NK SECURITIES RESEARCH PVT. LTD.	B	992420	76.14
543897	SANCODE	ANIL ATMARAM SHARMA	B	40500	135.05
540693	SHISHIND	MULTIPLIER SHARE & STOCK ADVISORS PRIVATE LIMITED	B	2250000	15.57
502180	SHREDIGCEM	INDIA RESURGENCE FUND - SCHEME 1	B	12164025	86.7
502180	SHREDIGCEM	INDIA RESURGENCE FUND - SCHEME 1	B	12164025	86.7
502180	SHREDIGCEM	INDIA RESURGENCE FUND 2 - SCHEME 2	B	50205442	86.7
502180	SHREDIGCEM	INDIA RESURGENCE FUND 2 - SCHEME 2	B	50205442	86.7
502180	SHREDIGCEM	INDIA RESURGENCE FUND 2 - SCHEME 4	B	4355844	86.7
502180	SHREDIGCEM	INDIA RESURGENCE FUND 2 - SCHEME 4	B	4355844	86.7
502180	SHREDIGCEM	TRUE NORTH FUND VI LLP	S	66725311	86.7
502180	SHREDIGCEM	TRUE NORTH FUND VI LLP	S	4355844	86.7
502180	SHREDIGCEM	TRUE NORTH FUND VI LLP	S	12164025	86.7
502180	SHREDIGCEM	TRUE NORTH FUND VI LLP	S	50205442	86.7
505515	SHYMINV	NATIONAL STOCK EXCHANGE OF INDIA LIMITED	S	109933	10.78
540269	SKL	VIVEKGUJRANI	B	100000	10.5
543924	SONALIS	GRIHA SOFTWARE TECHNOLOGIES PRIVATE LIMITED	S	28000	59.01
532070	SUMUKA	JAY BHAVSAR	S	49000	204
507410	WALCHANNAG	IRAGE BROKING SERVICES LLP	S	429613	197.91
507410	WALCHANNAG	IRAGE BROKING SERVICES LLP	B	324559	197.42
531663	YUVRAAJHPL	NISHANT D CHAUHAN	S	519400	9.66
511018	ZMILGFIN	L7 HITECH PRIVATE LIMITED	B	160000	65
511018	ZMILGFIN	PUNEET AGGARWAL	S	200000	65.15
511018	ZMILGFIN	SAMADHAN RAGHUNATH PATIL	S	470150	65.51

NSE					
Security Code	Security Name	Client Name	Deal	Quantity	Price
AURIGROW	Auri Grow India Limited	BHARGAVSINH NANDKISHORSINH CHAUHAN	SELL	15435680	0.9
AURIGROW	Auri Grow India Limited	CHANDRESH KANUBHAI PARMAR	SELL	24881910	0.9
C2C	C2C Advanced Systems Lt	AFFLUENCE GEMS PRIVATELIMITED	BUY	105750	432.84
MPEL	Manas Polymer N Energie	KABRA PRIYA	SELL	54400	89.35
OLAELEC	Ola Electric Mobility Ltd	BHAVISH AGGARWAL	SELL	28300000	31.9
SBC	SBC Exports Limited	PRONTO SECURITIES PRIVATE LIMITED	BUY	2400706	28.38
SGFIN	SG Finserve Limited	S GUPTA HOLDING PRIVATE LIMITED	BUY	300000	405.46
SHRADHA	Shradha Infraprojects Ltd	RIAN VENTURES PRIVATE LIMITED	BUY	1299976	39.24
SHRADHA	Shradha Infraprojects Ltd	SGR HOLDINGS PRIVATE LIMITED	SELL	1296567	39.24
TIJARIA	Tijaria Poly pipes Ltd	PRADEEPTA KUMAR SETHY	SELL	300000	5.22

Disclosure:

Research Reports that are published by Nirmal Bang Securities Private Limited (hereinafter referred to as "NBSPL") are for private circulation only. NBSPL is a registered Research Analyst under SEBI (Research Analyst) Regulations, 2014 having Registration no. INH000001766. NBSPL is also a registered Stock Broker with National Stock Exchange of India Limited, BSE Limited, Metropolitan Stock Exchange of India Limited, Multi Commodity Exchange of India Limited and , National Commodity and Derivative Exchange Limited in Capital Market , Equity and Commodities derivatives segments and Currency Derivatives Segment .

NBSPL has other business divisions with independent research teams separated by Chinese walls, and therefore may, at times, have different or contrary views on stocks and markets.

NBSPL or its associates have not been debarred / suspended by SEBI or any other regulatory authority for accessing / dealing in securities Market since last 20 years. NBSPL, its associates or analyst or his relatives do not hold any financial interest (Except Investment) in the subject company. NBSPL or its associates or Analyst do not have any conflict or material conflict of interest at the time of publication of the research report with the subject company. NBSPL or its associates or Analyst or his relatives may or may not hold beneficial ownership of 1% or more in the subject company at the end of the month immediately preceding the date of publication of this research report.

NBSPL or its associates / analyst has not received any compensation / managed or co-managed public offering of securities of the company covered by Analyst during the past twelve months. NBSPL or its associates have not received any compensation or other benefits from the company covered by Analyst or third party in connection with the research report. Analyst has not served as an officer, director or employee of Subject Company. NBSPL / analyst has not been engaged in market making activity of the subject company.

Analyst Certification: The research analysts and authors of these reports, hereby certify that the views expressed in this research report accurately reflects my/our personal views about the subject securities, issuers, products, sectors or industries. It is also certified that no part of the compensation of the analyst(s) was, is, or will be directly or indirectly related to the inclusion of specific recommendations or views in this research. The analyst(s) principally responsible for the preparation of this research report and has taken reasonable care to achieve and maintain independence and objectivity in making any recommendations.

Disclaimer:

The Research Report is for the personal information of the authorized recipient and does not construe to be any investment, legal or taxation advice. NBSPL is not soliciting any action based upon it. Nothing in the research report shall be construed as a solicitation to buy or sell any security or product, or to engage in or refrain from engaging in any such transaction. In preparing the research report, we did not take into account the investment objectives, financial situation and particular needs of the reader.

The research report has been prepared for the general use of the clients of NBSPL and must not be copied, either in whole or in part, or distributed or redistributed to any other person in any form. If you are not the intended recipient you must not use or disclose the information in the research report in any way. Though disseminated to all the customers simultaneously, not all customers may receive the research report at the same time. NBSPL will not treat recipients as customers by virtue of their receiving the research report. The research report is not directed or intended for distribution to or use by any person or entity resident in a state, country or any jurisdiction, where such distribution, publication, availability or use would be contrary to law, regulation or which would subject NBSPL & its group companies to registration or licensing requirements within such jurisdictions.

The report is based on the information obtained from sources believed to be reliable, but we do not make any representation or warranty that it is accurate, complete or up-to-date and it should not be relied upon as such. We accept no obligation to correct or update the information or opinions in it. NBSPL or any of its affiliates or employees shall not be in any way responsible for any loss or damage that may arise to any person from any inadvertent error in the information contained in the research report. NBSPL or any of its affiliates or employees do not provide, at any time, any express or implied warranty of any kind, regarding any matter pertaining to this report, including without limitation the implied warranties of merchantability, fitness for a particular purpose, and non-infringement. The recipients of the research report should rely on their own investigations.

This information is subject to change without any prior notice. NBSPL reserves its absolute discretion and right to make or refrain from making modifications and alterations to this statement from time to time. Nevertheless, NBSPL is committed to providing independent and transparent recommendations to its clients, and would be happy to provide information in response to specific client queries.

Before making an investment decision on the basis of research report, the reader needs to consider, with or without the assistance of an adviser, whether the advice is appropriate in light of their particular investment needs, objectives and financial circumstances. There are risks involved in securities trading. The price of securities can and does fluctuate, and an individual security may even become valueless. International investors are reminded of the additional risks inherent in international investments, such as currency fluctuations and international stock market or economic conditions, which may adversely affect the value of the investment. Opinions expressed are subject to change without any notice. Neither the company nor the director or the employees of NBSPL accept any liability whatsoever for any direct, indirect, consequential or other loss arising from any use of the research report and/or further communication in relation to the research report. Here it may be noted that neither NBSPL, nor its directors, employees, agents or representatives shall be liable for any damages whether direct or indirect, incidental, special or consequential including lost revenue or lost profit that may arise from or in connection with the use of the information contained in the research report.

Copyright of this document vests exclusively with NBSPL.

Our reports are also available on our website

Registration granted by SEBI and certification from NISM in no way guarantee performance of NBSPL or provide any assurance of returns to investors.

Nirmal Bang Research (Division of Nirmal Bang Securities Pvt. Ltd.)

B-2, 301/302, Marathon Innova,
Opp. Peninsula Corporate Park
Off. Ganpatrao Kadam Marg
Lower Parel(W), Mumbai-400013
Board No. : 91 22 6723 8000/8001
Fax. : 022 6723 8010